

Oracle Enterprise Performance Reporting Cloud Service

ORACLE

**ENTERPRISE PERFORMANCE
MANAGEMENT SYSTEM**

KEY BUSINESS BENEFITS

- Data + Narrative = Actionable Insight
- Combine the what (data), with who, when, why and how (narrative)
- Data access and data integration, which provide “one version of the truth” on a single reporting platform
- Obtain the most accurate picture possible through collaboration
- Shrink the time it takes to define, produce and deliver reports
- Peace of mind that your most important and confidential data is visible only to authorized users
- Trust and reliability that the numbers are accurate
- Rapid time-to-value and reduced cost of ownership
- Deliver faster, more accurate insights to all stakeholders, anytime, anywhere
- Same Oracle security and reliability of all Oracle Cloud deployments

Oracle Enterprise Performance Reporting Cloud is a purpose-built solution in the Cloud for management and narrative reporting. It provides a secure, collaborative, process-driven approach for defining, authoring, reviewing and publishing financial and management report packages for internal and external stakeholders, as well as a cross-cloud service reporting tool for producing integrated Cloud EPM reporting.

Complete Corporate and Management Reporting Solution in the Cloud

Corporate and management reporting is experiencing significant change. As reported earnings become more volatile, corporate guidance—and the ability for management to clearly explain the quality and sustainability of corporate performance—is more important than ever.

Today, most performance reporting processes are manual and ad hoc. Monthly or quarterly fire drills are endured to get report packages delivered to your stakeholders. The effort is manual and time-consuming, with flawed processes and inefficient collaboration. Errors are made in combining data (what) with narrative (who, when, why), especially when data is reentered into reports. In addition, organizations lack the ability to analyze the data to validate the narrative. The disconnected process means it is difficult to bring subject matter experts into the process for centralized commentary on content. Tracking progress and determining who is responsible for individual areas of content can be difficult. Content should be auditable, and access to that content should be limited.

As a result of Oracle's domain knowledge of performance management reporting, we can provide a solution that uniquely meets customers' challenges and is purpose-built for management and narrative reporting. This offering, part of the Oracle EPM Cloud, is Oracle Enterprise Performance Management Reporting Cloud Service (EPRCS). It provides a secure, collaborative, process-driven approach for defining, authoring, reviewing and publishing financial and management report packages.

KEY FEATURES

- Combine management, narrative and statutory reporting needs in one solution
- Advanced mobile, self-service and collaboration capabilities
- Instant visibility to the progress and status of a reporting Lifecycle
- Easily combine system of record data into reporting
- Direct integration into Oracle EPM, BI and ERP data sources
- Next generation web and tablet interface with Microsoft Office integration
- Role-based document and content access
- Hierarchical and dimensional analysis capabilities for financial data
- Secure at all levels to handle sensitive content, from network to storage

Combine Data and Narrative in a Streamlined Process

Oracle Enterprise Performance Reporting Cloud streamlines the narrative reporting process by providing a flexible, intuitive method for creating a secured and auditable report package. Whether you are using your existing documents, a previous report package, or letting the system automatically create doclets for users, you can quickly create a report package in mere minutes and with minimal information. The system walks you through the setup to enable the phases you need for your report package. You set the due dates, add doclets, assign users to their roles (Owner, Author, Approver, Reviewer, and Viewer), and you are ready. The Report Center is the single interface for the report package owner to define, manage, monitor, and interact with the content. You can also preview content and perform reviews directly in the Report Center interface. Assigned users also work with the report center and see only the content applicable to the role they have been assigned.

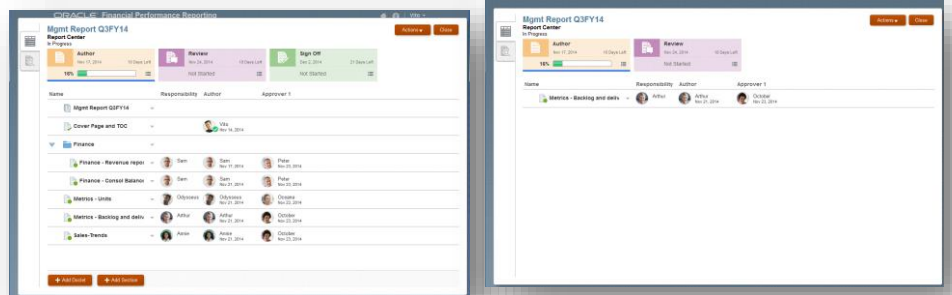


Figure 1: The Report Center is the single web interface for report package contributors

The Author Phase, when enabled, provides for distributive and collaborative authoring of content in a report package. It allows you to set dates and maximum number of approval levels for any piece of content in the report package. The dates for the phase define when the author phase begins, when content must be submitted for approval, when each level of approval must be complete, and when the phase ends. Users can be designated as authors or approvers for any piece of content (doclet) and are notified by the system when their tasks must be performed. Authoring can be done by downloading the doclet from the web interface or by using Oracle Smart View directly in Microsoft Word. The system supports checkout (to lock content from other users), upload (to store a working copy visible to the author), check in, and submit. Versioning is provided (in case you need to retrieve a prior version of the doclet), as well as history and audit reporting. As a report owner, you have full visibility into the status of all doclets during the Author Phase.

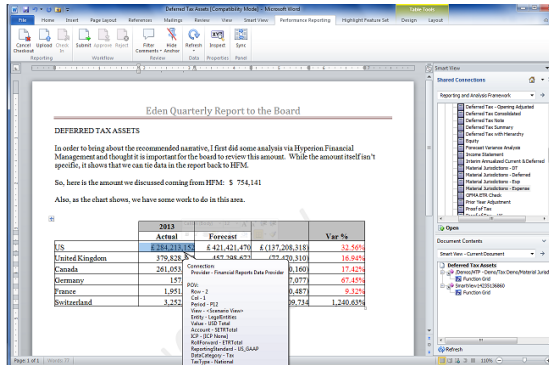


Figure 2: Embed data and content into doclets from EPM and BI sources using Smart View

Enabling the Review Phase provides for powerful collaborative yet secured reviews of content. The phase defines the expected dates and the number of review instances required for the report package. These can be modified during the lifecycle of the report. For example, you can add a review that may be required based on feedback. Reviewers are notified when a review is initiated, and they are presented a secured view of the report package for the content they have been authorized to see. Participants in the review can anchor and open comments against the content or respond to other participants' comments. When subsequent reviews are initiated, prior review comments are pulled forward, enabling participants to see the evolution of the report between reviews and understand how comments were addressed. The Report Center provides quick visibility into the status of the review and access to the Review Center. Commenting is recorded and maintained against a single instance of the report package to allow efficient resolution of feedback. Reviews can be performed on the web or within Oracle Smart View.

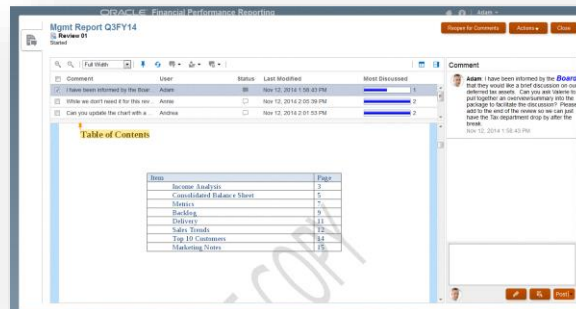


Figure 3: The Review Center provides secured collaboration during the review process.

Enabling the Sign-off Phase, when enabled, allows you to set dates and assign the users required for an electronic workflow approval. After the phase is initiated, the content is locked. If a signer rejects the report, the report package owner can reopen it to address issues and resubmit for sign-off.

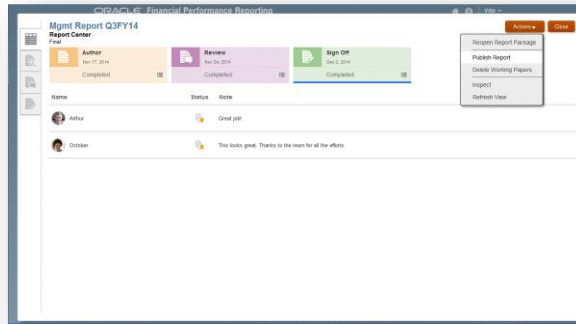


Figure 4: The Sign-off Phase captures electronic approval of a report package

Confidently Report and Leverage Powerful Analysis Capabilities

Enterprise Performance Reporting Cloud includes Management Reporting, which is a completely cloud-based reporting solution for creating EPM cloud financial and managerial reports. It enables users to insert charts and grids from multiple EPM cloud sources, such as Oracle Enterprise Planning and Budgeting Cloud, Oracle Enterprise Planning and Budgeting Cloud, Oracle Financial Consolidation and Close Cloud, Oracle Profitability and Cost Management Cloud and Oracle Tax Reporting Cloud, into a single report. Additionally, Oracle Analytics Cloud – Essbase and Oracle Essbase (on-premises) are supported as data source by Management Reporting. This report can then be embedded into Oracle Enterprise Performance Reporting Cloud report package doclets and integrated with the collaborative narrative reporting process. The reports can also be used stand-alone by users for online viewing, interacting and printing.

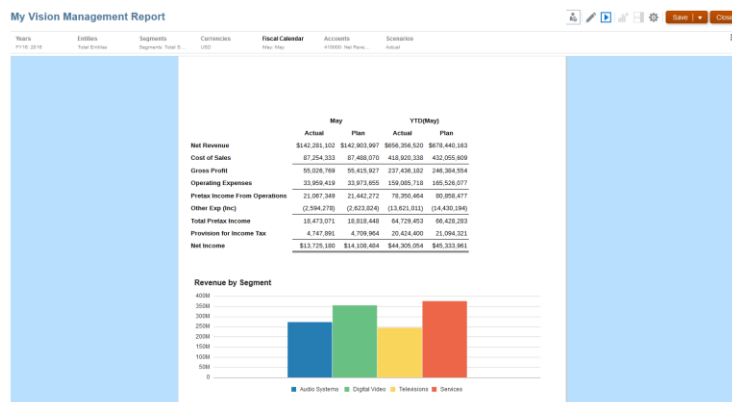


Figure 5: Management Reporting

Using a robust Reference Doclet framework, Enterprise Performance Reporting Cloud can integrate data from nearly any source into report packages and provide single point of update when data changes or for roll forward needs. Enterprise Performance Reporting Cloud uses Oracle Smart View for an integrated analysis experience. Smart

View enables you to perform dimensional analysis against on-premises and Cloud-based EPM and BI sources. You can use formatted grid, chart, and image content. In the Microsoft Office environment, a closed loop analysis and narrative authoring capability includes an easy refresh of data. Authors can integrate EPM and BI data and reporting content directly into the doclet, and participants can access doclets. Users can move from the narrative report into the data in context to perform their own analysis using Smart View's Visualize in Excel feature. Using the Reference Doclet and File feature allows you to integrate data from nearly any source directly into narrative report packages, and provides the ability to separate the publishers of data content (charts, graphs and grids) from the narrative authors tasked with providing the business commentary.

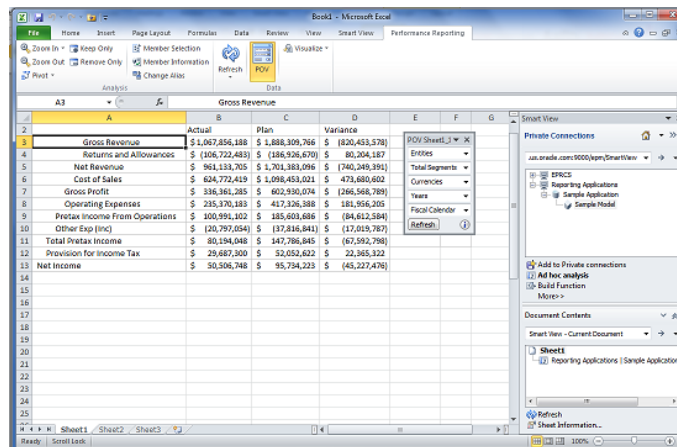


Figure 6: Create and analyze dimensional models.

While there is no requirement to move data into the Cloud to create and publish report packages, Enterprise Performance Reporting Cloud includes the ability to create dimensional analytic models to deliver business-friendly analysis. Variance Analysis is a click away for business users. Models can be secured for a personal yet powerfully intuitive view of the data, and are supported by both Management Reporting and Smart View.

Collaborate Securely

Oracle Enterprise Performance Reporting Cloud enables business users to participate in the narrative reporting process through the web interface on a variety of devices, including desktops and tablets. Whether you are a report package owner, an approver, or a reviewer, you are no longer bound to a bulky device or complex document systems to monitor, manage, review, approve, or sign off on content. When the system notifies you of a task, connect, sign in, complete your task, and be on your way. If the Microsoft Office environment is preferred, participants can author, approve, and review tasks through Oracle Smart View.

Oracle Enterprise Performance Reporting Cloud offers full repository management capabilities to organize, manage, and access to content in a secured and auditable environment. The system maintains shortcuts to recently accessed artifacts. Users can mark and organize favorites or store third-party content in shared or private folders.

Artifact owners can run audit extracts for details on activities on the artifact, and authorized users can see history. Artifacts and folders can be exported and imported to migrate content across environments.

Regulatory Reporting and XBRL

The Oracle Disclosure Management *Option* for Enterprise Performance Reporting Cloud allows users to develop their regulatory filings in a unified, collaborative environment. SEC filers, for example, may generate both XBRL and EDGAR HTML filing outputs from the same source, ensuring 100% validation of XBRL filings. It also emphasizes reuse and efficiency through its easy-to-use rollover process, providing XBRL tag migration and variable-driven smart text.

Using Microsoft Office as the authoring environment, along with Oracle Smart View for Office, the Oracle Disclosure Management *Option* can “hot link” documents and XBRL filings directly to Oracle’s financial reporting applications to ensure completeness, accuracy, easy updates and roll-forwards. The filings can then be produced in multiple formats (XBRL, PDF and EDGAR HTML) according to regulatory requirements and other external and internal reporting needs. The collaborative authoring capabilities allow document check in /checkout, versioning and commenting.

REGULATORY REPORTING KEY FEATURES

- Regulatory publishing in XBRL, PDF and SEC EDGAR HTML formats.
- Collaborative document creation including versioning, check in, check out and commenting
- Variables for managing common text, dates, numbers and directional words
- Cross-footing for data accuracy
- SEC, IFRS and XBRL formula validation support
- XBRL tag override and suppression capabilities
- XBRL taxonomy management and extension development
- Detailed XBRL audit reports
- Patented Auto-Tagging feature for regulator-provided Excel templates

ORACLE ENTERPRISE PERFORMANCE MANAGEMENT APPLICATIONS

Oracle Enterprise Performance Management applications are an integrated, modular suite that supports a broad range of strategic and financial performance management processes and helps unlock business potential.

RELATED PRODUCTS

Oracle Enterprise Performance Management applications provide the following capabilities:

- Strategy Management
- Financial Close and Reporting
- Planning, Budgeting and Forecasting
- Tax Reporting
- Profitability and Cost Management
- Enterprise Data Governance

OTHER RELATED PRODUCTS

- Oracle Fusion Financials Cloud Service

| | Jan 30, 2017 | December 31, 2016 |
|---|--------------|-------------------|
| ASSETS | | |
| Current assets | | |
| Cash and cash equivalents | 14,882 | 15,163 |
| Marketable securities | 14,961 | 10,683 |
| Trade receivables | 3,456 | 2,628 |
| Inventories | 172 | 404 |
| Deferred tax assets | 2,200 | 1,189 |
| Prepaid expenses and other current assets | 1,678 | 1,206 |
| Total current assets | 37,332 | 32,273 |
| Non-current assets | | |
| Property, plant and equipment, net | 3,936 | 3,857 |
| Intangible assets, net | 7,455 | 7,860 |
| Goodwill | 20,819 | 18,553 |
| Deferred tax assets | 1977 | 2,076 |
| Other assets | 2,636 | 2,015 |
| Total non-current assets | 36,813 | 34,361 |
| Total assets | 74,145 | 66,634 |
| LIABILITIES AND EQUITY | | |
| Current liabilities | | |
| Notes payable, current and other current borrowings | 1,150 | 1,150 |
| Accounts payable | 1,442 | 1,494 |
| Accrued compensation and related benefits | 766 | 1,421 |
| Deferred revenues | 7,285 | 7,805 |
| Other current liabilities | 4,240 | 4,426 |
| Total current liabilities | 15,733 | 16,296 |
| Non-current liabilities | | |
| Notes payable and other non-current borrowings | 12,777 | 12,772 |
| Income taxes payable | 5,216 | 5,169 |
| Other non-current liabilities | 1,470 | 1,157 |
| Total non-current liabilities | 19,463 | 19,098 |

Figure 7: Oracle Disclosure Management *Option*.

Oracle Cloud

The Oracle Cloud is an enterprise cloud for business. The Oracle Cloud offers self-service business applications delivered on an integrated development and deployment platform with tools to rapidly extend and create new services. With predictable subscription pricing, our cloud delivers instant value and productivity for end users, administrators and developers.

Customers are adopting cloud computing in many different ways. Oracle’s strategy is to offer customer choice and flexibility with the broadest, most complete portfolio of cloud services and products that enable the cloud. The applications and databases deployed in the Oracle Cloud are portable and can be easily moved to/from a private cloud or on-

- Oracle Planning and Budgeting Cloud Service
- Oracle Financial Close and Consolidation Cloud Service

premises environment. In addition, Oracle Cloud provides an extensive array of timely and relevant 3rd party content to enrich applications. Finally, our cloud services are built on the Oracle Exalogic Elastic Cloud and Oracle Exadata Database Machine, together offering a platform that delivers extreme performance, redundancy, and scalability.



CONTACT US

For more information about Oracle Enterprise Performance Reporting Cloud Service, visit oracle.com or call +1.800.ORACLE1 to speak to an Oracle representative.

CONNECT WITH US



blogs.oracle.com/oracle



facebook.com/oracle



twitter.com/oracle



oracle.com

Hardware and Software, Engineered to Work Together

Copyright © 2017, Oracle and/or its affiliates. All rights reserved. This document is provided for information purposes only, and the contents hereof are subject to change without notice. This document is not warranted to be error-free, nor subject to any other warranties or conditions, whether expressed orally or implied in law, including implied warranties and conditions of merchantability or fitness for a particular purpose. We specifically disclaim any liability with respect to this document, and no contractual obligations are formed either directly or indirectly by this document. This document may not be reproduced or transmitted in any form or by any means, electronic or mechanical, for any purpose, without our prior written permission.

Oracle and Java are registered trademarks of Oracle and/or its affiliates. Other names may be trademarks of their respective owners.

Intel and Intel Xeon are trademarks or registered trademarks of Intel Corporation. All SPARC trademarks are used under license and are trademarks or registered trademarks of SPARC International, Inc. AMD, Opteron, the AMD logo, and the AMD Opteron logo are trademarks or registered trademarks of Advanced Micro Devices. UNIX is a registered trademark of The Open Group. 0115



Oracle is committed to developing practices and products that help protect the environment